

Keyhole cover (MHG-039) user's manual

Compatible car models

Jeep Wrangler (JL) · Jeep Gladiator (JT)

Thank you for your purchase.
Please read this user's manual in its entirety before using the product.

This user's manual contains important warnings and user notices. Please keep it in an easily accessible location inside the vehicle to facilitate reference at any time.

⚠ WARNING and User Notice

This product is only for Jeep Wrangler (JL) and Jeep Gladiator (JT) door keyholes.

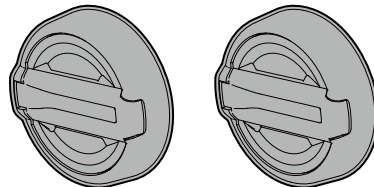
- Do not install the product anywhere other than the specified locations.
- * This product is compatible with Jeep Wranglers (JL) and Jeep Gladiators (JT) as of August 2022.
- The product may not be compatible with Jeep Wranglers (JL) and Jeep Gladiators (JT) that have undergone minor changes after August 2022.
- * Although this product is for Jeep Wrangler (JL) and Jeep Gladiator (JT) models only, individual differences in the product and car model may result in some rattling when installing this product.
- * Depending on the year of the vehicle, there is a possibility that only two products (For both sides of vehicle) can be installed.
- * Rotating this product while it is installed may scratch the area around the keyhole.

This product uses a strong neodymium magnet.
Note the following precautions when handling this product.

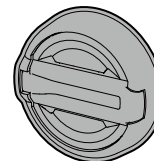
- * Keep this product away from anyone with a cardiac pacemaker.
- * If you bring IC cards, tickets, memory devices, or other storage media close to this product, the data may be corrupted and become unusable. Do not allow electronic devices such as watches, GPS devices, mobile phones, or smartphones to come into contact with the magnet part of this product, as doing so may cause the said devices to malfunction.
- * SEIKOSANGYO shall not be liable for any accidents or loss caused by this product.
- We will not be liable or provide compensation for any changes caused by using this product such as failures or damage (breakage, scratches, discoloration, marks, etc.) that may occur to the sides of the vehicle.
- While this product uses materials with excellent heat and weather resistance, be aware that the product may change shape due to excessive heat from outside the vehicle, or deteriorate over time (fading and cracking) due to factors such as UV rays from the sun and the climate in which you use the product.
- The product may fall due to strong vibrations while driving.
- Remove the product before washing the vehicle.
- Do not install the product anywhere other than on the door keyhole.
- This product is for Jeep Wrangler (JL) and Jeep Gladiator (JT) automobiles only and cannot be used for other purposes.

Components

● Keyhole covers (For both sides of vehicle) × 2



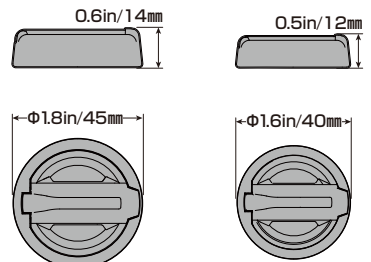
● Keyhole cover (For rear of vehicle) × 1



Installation procedure

- Check the position of the keyhole to which you will install this product.
- Thoroughly remove dirt, dust, oil, etc. from the installation location with a neutral detergent.
- This product contains a magnet and so it can be easily installed by simply bringing it close to the keyhole.
- To prevent rotation and reduce damage to the keyhole, a silicone sheet is used for the surface of the product that comes into contact with the keyhole.

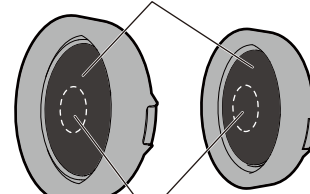
Dimensions



● Keyhole covers (For both sides of vehicle)

● Keyhole cover (For rear of vehicle)

Silicone sheet



Built-in magnet

<Notes>

* Make sure to check the user manual of your car or contact the car manufacturer to see if the material of the installation location will not deteriorate if it is wiped with a neutral detergent.

Main material | PC-ABS

CA-1 | Made in CHINA

Contact Information for Product-related Inquiries

E-mail : azuto-mk@seikosangyo.co.jp
561-1, Komatsugawa, Yoshikawa-shi, Saitama, 342-0043 Japan



- * Jeep is a registered trademark of Stellantis N.V.
- * AZUTO is a registered trademark of SEIKOSANGYO CO., LTD.
- * Planning, Design and Quality control for this product were carried out in Japan.
- * Product specifications and appearance are subject to change without prior notice.
- * All other product names, etc. used in this document are the trademark or registered trademark of their respective owners.

azuto.co.jp/en/

SEIKOSANGYO CO., LTD.